



**This document contains essential information concerning the INX service.
We suggest that you download this PDF document
and print it out for future reference.**

SUBSCRIPTIONS

Subscribers to the INX syndicated editorial illustration service are charged a low weekly rate to download four original pieces of artwork on the day's hottest topics. Produced by the top artists in the field, this work is ideal for any newspaper, magazine or online site that covers current affairs. Subscribers also qualify for reduced rates on all purchases of illustrations on the site (see chart below.)

To subscribe to INX simply click on the SUBSCRIBE button in the left navigation bar, fill out the form and submit. You'll then enter your user name (your e-mail address) and choose a password. Record your password in a safe place for future reference. If you lose your password contact webmaster@inxart.com. We'll e-mail you a confirmation and you can download the week's package as we process your request. Be sure to have your computer's cookies activated so that inxart.com will recognize you when you return.

Rates

Our weekly subscription rates are determined by circulation and usage. We will e-mail you our standard rates when you submit your subscription form. Because markets and usage needs vary, we are open to the negotiation of rates during the application process.

Rights

An INX subscription allows for the ONE-TIME REPRODUCTION of each downloaded image in the media the subscriber has specified. To reproduce the image more than once or to reproduce it in any other media the subscriber must receive permission from INX and pay whatever additional fees may be incurred.

Subscribers download each week's Package between the Wednesday it appears and the following Tuesday. If they fail to they must contact webmaster@inxart.com to access the Package. The subscription fee does not cover the downloading of other images from inxart.com aside from those in the weekly Packages that correspond to the life of the subscription. Subscribers are welcome to purchase any other artwork on the site at the special rates reserved for them (see below) and the sale will be added to their monthly bill.

Billing

New packages are available each Wednesday and subscribers are billed on or about the first of each month for the previous month's weekly packages and any other purchases. All transactions, whether by check or electronic draft transfer must be in US\$. We do not currently accept credit card payments. Subscribers can discontinue the service at any time with an appropriate e-mail or telephone cancellation request.

BUYING ART

All artwork on the inxart.com site is available for purchase on a per-piece basis. After navigating to the page which has the image you want, just click on the BUY ART button at the top of the page to access an order form.



USE THE BUY ART BUTTON

You must click on this button at the top of the page before you download any image

Subscribers should click on I'M A SUBSCRIBER to be directed to Express Checkout. Fill out the form, choosing a one-time password, and then go back to download the artwork that you've ordered. We will add the purchase to your monthly bill.

If you don't have a subscription, fill out the INX order form completely and submit. We'll process your order and send you an e-mail confirmation in minutes. You can then return to the page(s) with the image(s) you've ordered and hit DOWNLOAD, filling in the user name and password you've chosen when prompted. On any one visit you can purchase as many pieces as you like.

We will sell artwork to affiliated professionals only and not to individuals. You will be billed within a few days of your purchase. Subscribers, be sure to have your computer's cookies activated so that inxart.com will recognize you when you return to buy art.

Rates

Our standard rates are determined by circulation and usage. They are based on ONE-TIME REPRODUCTION of the purchased image. For other rates based on your specific needs please e-mail a request to artdirector@inxart.com (on Contact INX page.)

One-time Reproduction Rights by Circulation:

Black & White			
Non-Subscribers:	Under 25,000--\$35	25-100,000--\$45	Over 100,000--\$65
Subscribers:	Under 25,000--\$30	25-100,000--\$35	Over 100,000--\$50
Color			
Non-Subscribers:	Under 25,000--\$55	25-100,000--\$70	Over 100,000--\$100
Subscribers:	Under 25,000--\$45	25-100,000--\$60	Over 100,000--\$ 85

Billing

All transactions, whether by check or electronic draft transfer must be in US\$. We do not currently accept credit card payment. All bills are 30 days net and the failure to pay in a timely manner will result in the closure of a user's account.

If you are downloading a color image that you will convert to grayscale for black & white reproduction, notify us by e-mail and we will charge you the black & white rate. If you see an image without a DOWNLOAD button that you'd like to purchase, please e-mail your request to artdirector@inxart.com (on Contact INX page.)

Assignments

If you'd like to commission an assignment from an INX artist directly, check our INX Linx page for his or her name or e-mail artdirector@inxart.com (on Contact INX page.)

Fresh artwork is added regularly to inxart.com, so return often to find the right image for your editorial needs.

IMAGE SPECIFICATIONS

All artwork with a Download button beneath it is downloadable from our fast, secure FTP. If an image disappears on a page while navigating hit RELOAD or REFRESH.

File Specs

Color Artwork is archived as 300dpi RGB PhotoShop™ jpg files
(average image size: 7"x7"/average file size: approx. 1.5MB)

Halftone Artwork is archived as 300dpi Grayscale PhotoShop™ jpg files
(average image size: 7"x7"/average file size: approx. 1MB)

Black Line Artwork is archived as 600dpi Bitmap PhotoShop™ tif files with
LZW compression (average image size: 7"x7"/average file size: approx. 500K)

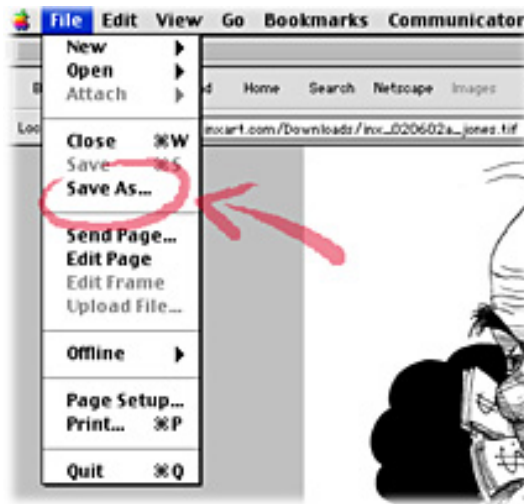
Searching for Images

You can search for artwork by subject, title or artist by clicking the orange SEARCH INX button in the left navigation bar and using our fast internal search engine to find the pages that contain what you're looking for.

Downloading Images

We recommend that you open and work with our files in Adobe PhotoShop™ version 4.0 or later. Due to different platforms, operating systems and internet browsers there may be variations in the downloading process. We recommend that you run an up-to-date version of your browser (for example: Netscape™ 4.7 or later, Explorer™ 5.1 or later) and that you allocate sufficient memory to open large files in your browser (60,000K suggested).

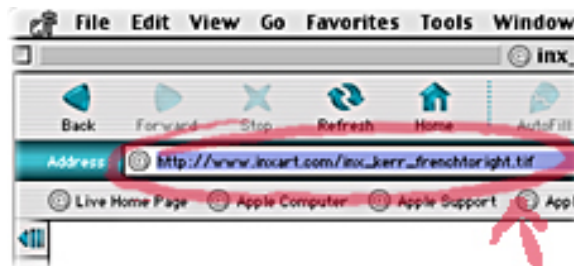
When you click the DOWNLOAD button under the image you've chosen it will download from our secure FTP and open in a window on your browser. Then you can either drag the image directly to your desktop or use your browser's SAVE AS or SAVE function to download it to your desktop as you would other images off the web. Be sure to select the SOURCE option when you save the image.



NETSCAPE™ ILLUSTRATION DOWNLOAD

Go to->File->Save as...than save as Source

Depending on how your system recognizes the file, it's possible that it might download directly to your desktop and you won't have to save it from your browser. When working on a Mac in Explorer™ its best to download the image from your browser by highlighting the URL in the web address field with your cursor and hitting OPTION and RETURN. The image will then appear on your desktop to be opened in your viewer software or PhotoShop™.



EXPLORER™ ILLUSTRATION DOWNLOAD

Highlight URL->Hit OPTION + RETURN

Use PhotoShop™ or your image-managing software of choice to configure the artwork to the size and resolution of your reproduction needs. If you cannot open the file or it's damaged, try downloading the image again. If you're still having trouble contact webmaster@inxart.com (on Contact INX page.)

Windows™ User?

If you require a program to print and view INXart.com files, Try VuePrint (use online Tech Info link), a shareware program from Hamrick Software that will enable a Windows machine to open most image files. Check online for more extensive Windows™ help.

Try downloading a sample image from our online Tech Info page and see how it works.

Can't Download from INXart.com?


It's possible you won't be able to download the images directly from our site due to some configuration of hardware or software that we were unable to anticipate. If that's the case, please e-mail your request(s) for artwork and we can arrange to e-mail, fax or even ground ship the images to you.

Color Conversion


Any downloaded color image can be converted to black & white by opening the artwork in PhotoShop™ and choosing MODE from the pull down IMAGE menu. Select GRAYSCALE and when prompted to discard color information, click OK. SAVE, and you'll have a grayscale image suitable for black & white reproduction.

Our color files are saved in the RGB mode for downloading. To prepare the image for printing it must be converted into the CMYK mode. If your version of Quark™ or Pagemaker™ doesn't automatically perform this conversion, choose IMAGE from the PhotoShop™ menu when you've opened the file and pull down on MODE to select CMYK and SAVE.

If it suits your reproduction needs we can colorize most black & white images that appear on the site for an additional fee. Below is an example of a line art drawing that's been enhanced by adding color in the computer.



A) Black & White Line Art



B) Colorized in the computer

Any special requests for altering INX images including colorization must be made to artdirector@inxart.com (on Contact INX page.) Rates and deadlines will be negotiated on an individual basis.

Credits

The printed legend at the bottom of each downloaded image can be cropped off, but when reproducing any piece of INX art be sure to print the credit line included with the illustration (example: **Jane Smith/inxart.com**) in a font and style appropriate to your publication.

Tech Support

The INXart website makes extensive use of Java, Flash and CGI on its pages. We recommend you have the most recent versions of Netscape™ or Explorer™ with the Macromedia™ Flash plug-in installed on your computer.

INXart.com was tested successfully on both Windows™ and Macintosh™ platforms using Netscape™, Explorer™, Opera™ and AOL™ browsers.

INX Inc. is not responsible for any delay in downloading an image due to technical failure or server disruption. If you are unable to download an image or have difficulty opening a file, contact technical support at webmaster@inxart.com (on Contact INX page.)

©2002 INX, Inc.